



The Republic of the Sudan
Federal Ministry of Education
The National Centre for Curricula and
Educational Research (NCCER)



Sudan Modern Integrated Learning of English

SMILE Series

**SMILE Starter 1
Pupil's Book**

Grade 1: Basic Level

**2nd Edition
2020**

Acknowledgements

The Director General of the National Centre for Curricula and Educational Research (NCCER) would like to extend thanks to the writing teams, designers and editors of the SMILE Series, 1st Edition. The Director General would also like to extend thanks to the British Council for providing their technical support and expertise, and to the World Bank for their support in the design of SMILE Starter 1 for Grade 1 through the Sudan Basic Education Recovery Project (BERP).

Bakht-er-Rudha – Sudan (NCCER), all rights reserved.

No part of this publication may be reproduced, stored in a retrieval system, transmitted in any form or by any means, electronic, mechanical, photocopy, recorded or otherwise, without the prior written permission of the copyright holder.

Table of Contents

Unit	Topic	Page
Lessons		
1	Hello!	1
2	Numbers	9
3	Colours	17
4	About Me	25
5	My School	33
Activities		
1	Hello!	41
2	Numbers	49
3	Colours	57
4	About Me	65
5	My School	73
	Book Map	81
	Listening Scripts	83

Sudan

Modern

Integrated

Learning of

English


SMILE Series: Starter 1

Lessons


Grade 1: Basic Level

2nd Edition

1. Listen, repeat and act.




2. Listen, chant and point.



1. Listen, point and say.


1




2




3



4



2. Point and say.



3. Point, read and say.

apple



cat



bag




bed




1. Listen, point and say.

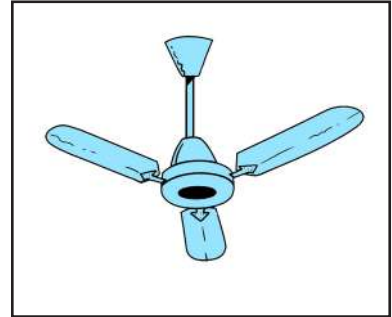
5




6




7




8



9



10



2. Point, read and say.

cap



desk



c

d

cat




bed



1. Listen, repeat and act.



2. Ask and answer.

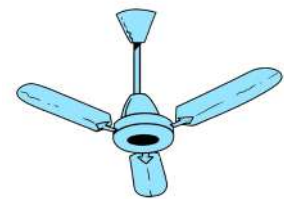


3. Point, read and say.

egg



fan



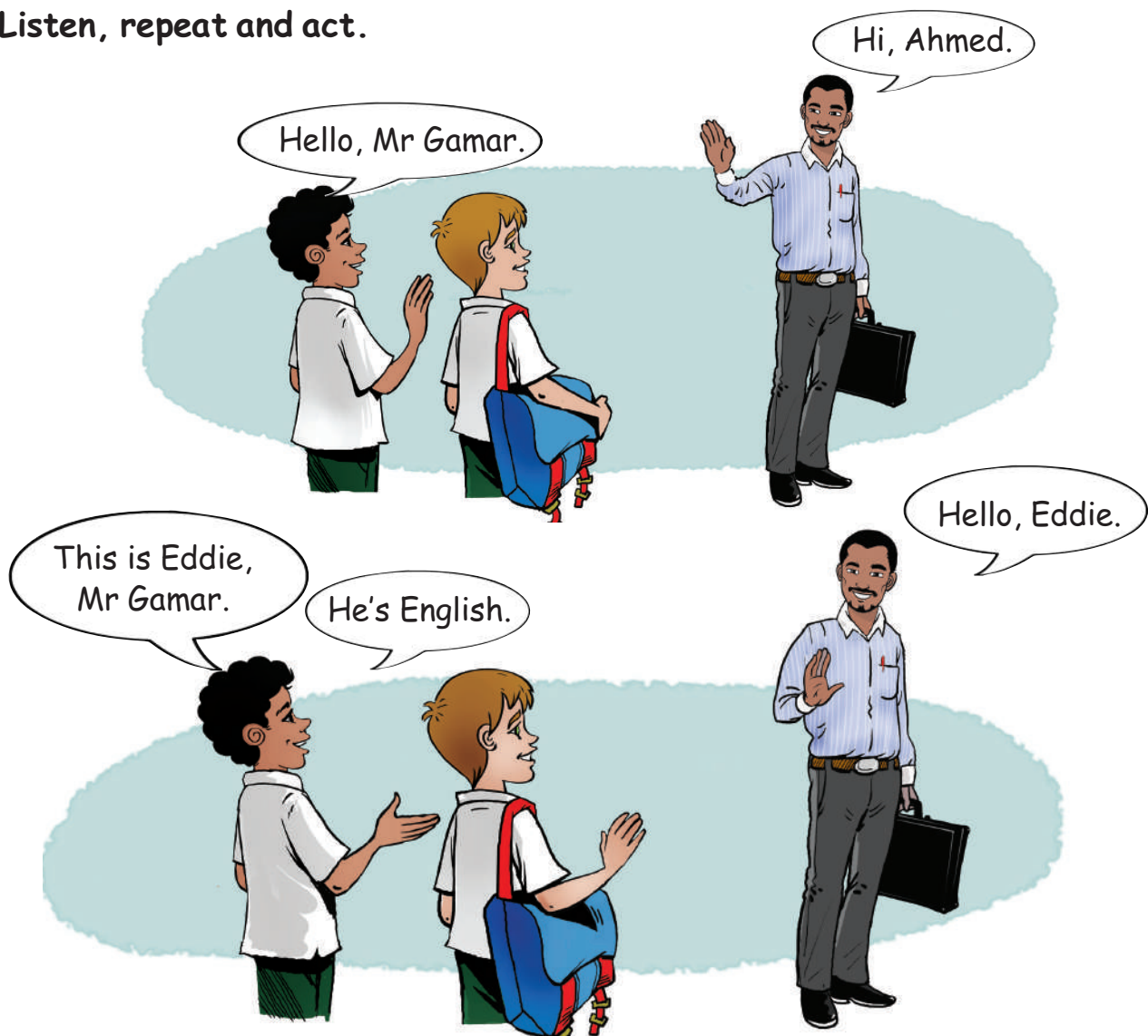
desk



flag

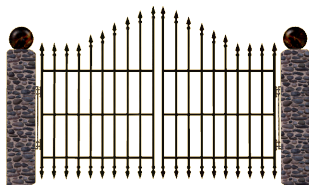


1. Listen, repeat and act.



2. Point, read and say.


gate



hat



frog



hen




1. Listen, repeat and act.



2. Point, read and say.

insect



six




jam



jug



1. 🗣️ Listen, repeat and act.



2. Point, read and say.

kick



lamp



black




leg



1. 🎧 Listen and point. Then read and say.

a is in apple.



b is in bed.



c is in cat.



d is in desk.




e is in egg.



f is in flag.



g is in gate.



h is in hat.



i is in insect.



j is in jam.



k is in kick.




l is in lamp.



1. Listen, chant and act.

1 little, 2 little, 3 little...

... crocodiles!

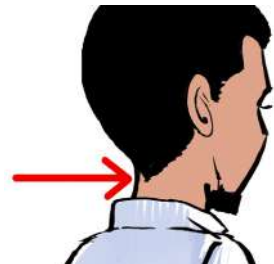


2. Point, read and say.

man



neck



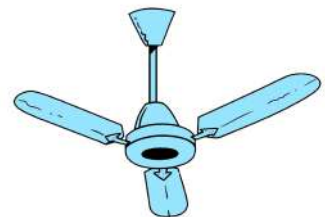
m

n

jam




fan



1. Listen, repeat and act.



2. Count and say.



3. Point, read and say.

on




pen



o

p


off



lamp



1. Listen, point and say.



2. Count and say.



3. Point, read and say.

quiet



q

rabbit



r


mosque



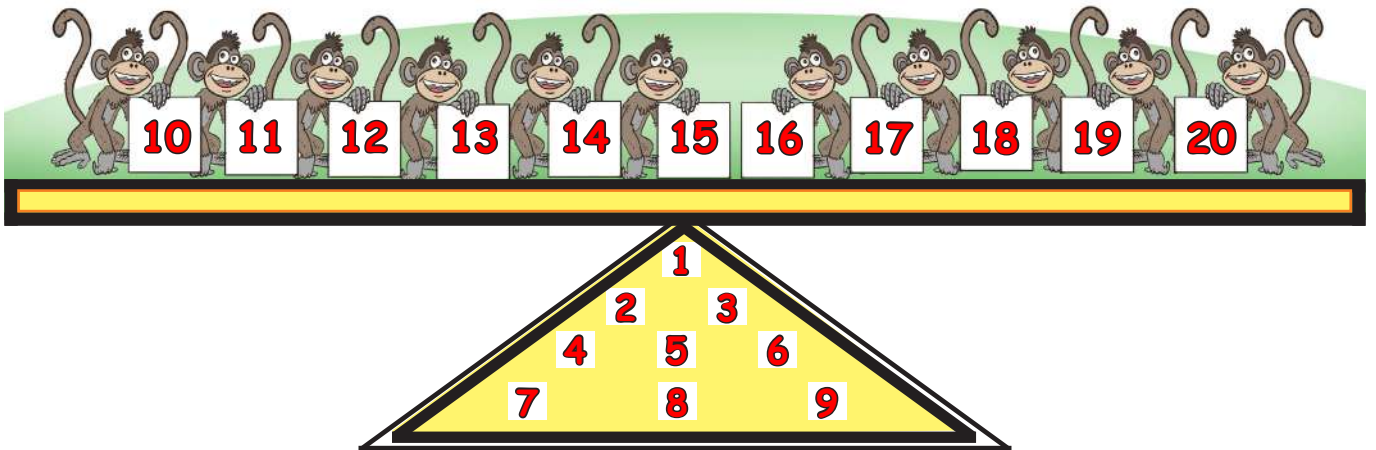
red



1. Listen, repeat and act.



2. Count and say.



3. Point, read and say.

six **6**

s



desk

ten **10**

t




rabbit


1. Listen, repeat and act.




This is Little Ali.



This is Ali with 3 monkeys.



This is Ali with 4 hens.



This is Ali with 5 frogs.



Ali is sad.

2. Point, read and say.

up



sun



van




seven




1. Listen, repeat and act.



This is Ali with the frogs.



This is Ali with the hens.




This is Ali with the monkeys.



This is Ali with his mum.


2. Point, read and say.

window



W

wall



box




x


six

6

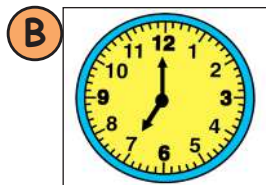
1. Listen, repeat and act.



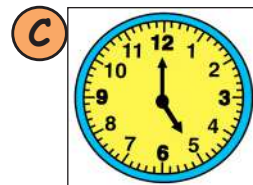
2. Ask and answer.



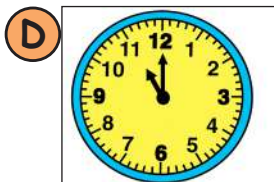
3 o'clock




7 o'clock




5 o'clock



11 o'clock




4 o'clock



10 o'clock

3. Point, read and say.

yellow



zero



you



zoo



1. 🎧 Listen, read and say.

m is in man.

n is in neck.



o is in on.

p is in pen.

q is in quiet.

r is in red.

s is in sun.



t is in ten.

u is in up.

v is in van.

w is in window.



x is in box.

y is in yellow.

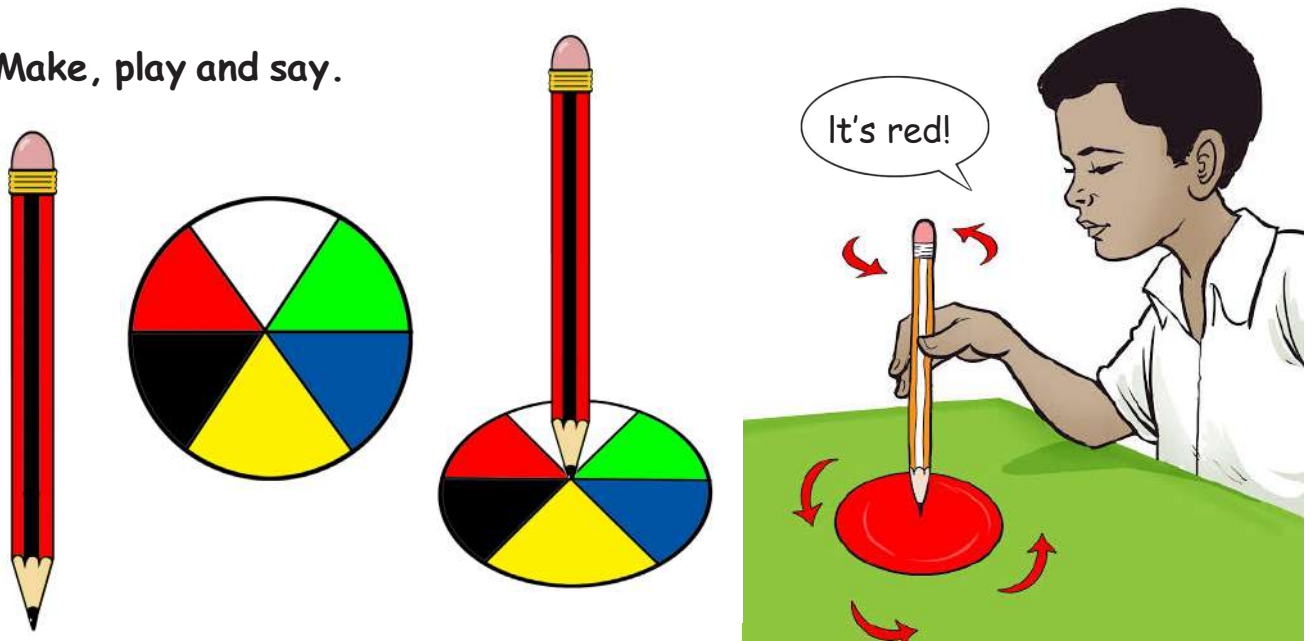
z is in zoo.



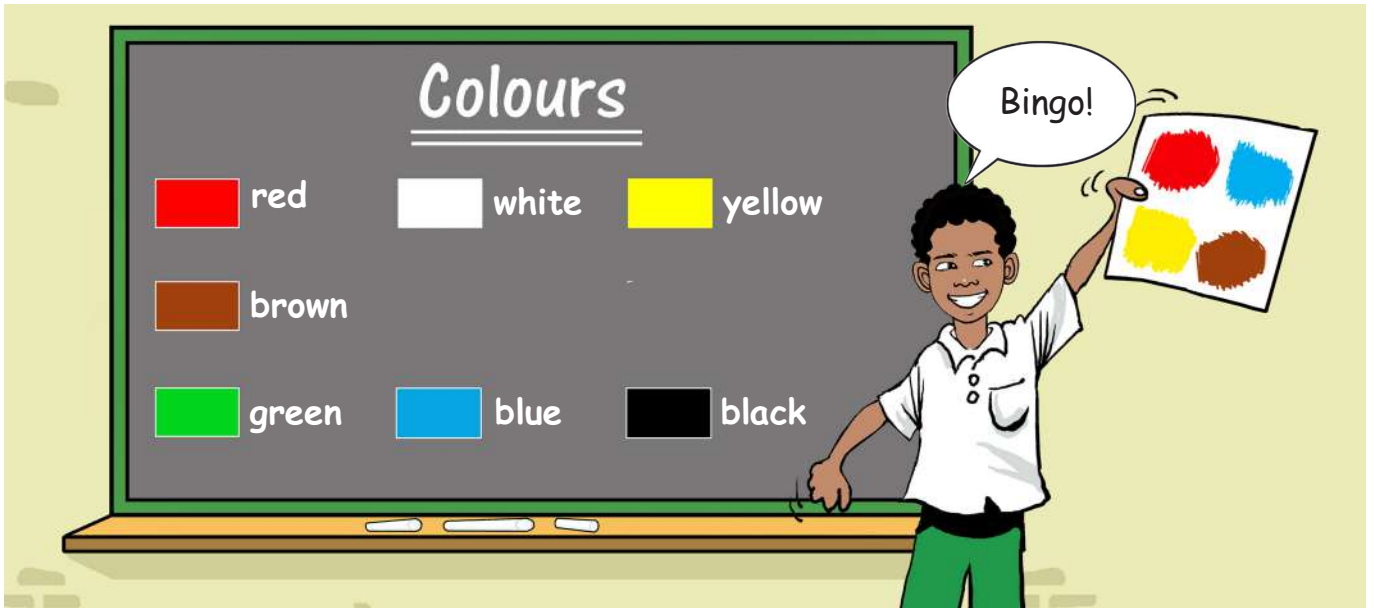
1. Listen, point and say.




2. Make, play and say.




1. Play 'Colour Bingo'.



2. Point and say.



1. Listen, point and say.



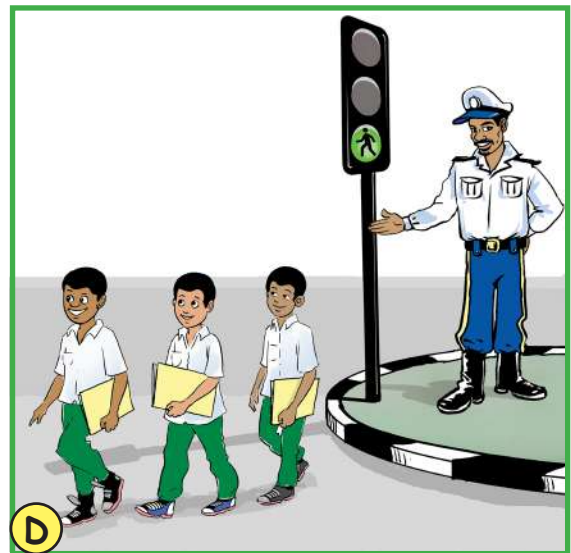
Stop!



Wait!





Go!




Go! Go! Go!

2. Draw, colour and say.




1. Listen, repeat and act.



2. Play, ask and answer.



1. Listen, repeat and act.




2. Talk about the flags.




1. Listen, point and say.



Badr's picture



Ahmed's picture



Eddie's picture

2. Point and talk about the pictures.



Fatma's picture




Dalia's picture




Cathy's picture



Mrs Hind's picture



1. Listen, repeat and act.




2. Look, ask and answer.



Cathy



Badr



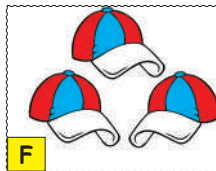



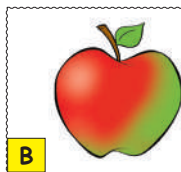
Eddie




1. Listen, repeat and act.




2. Look, ask and answer.



1. Listen, read and say.



2. Point and say.



Badr



Eddie



Cathy



Ahmed

1. Listen, repeat and act.



2. Look, ask and answer.

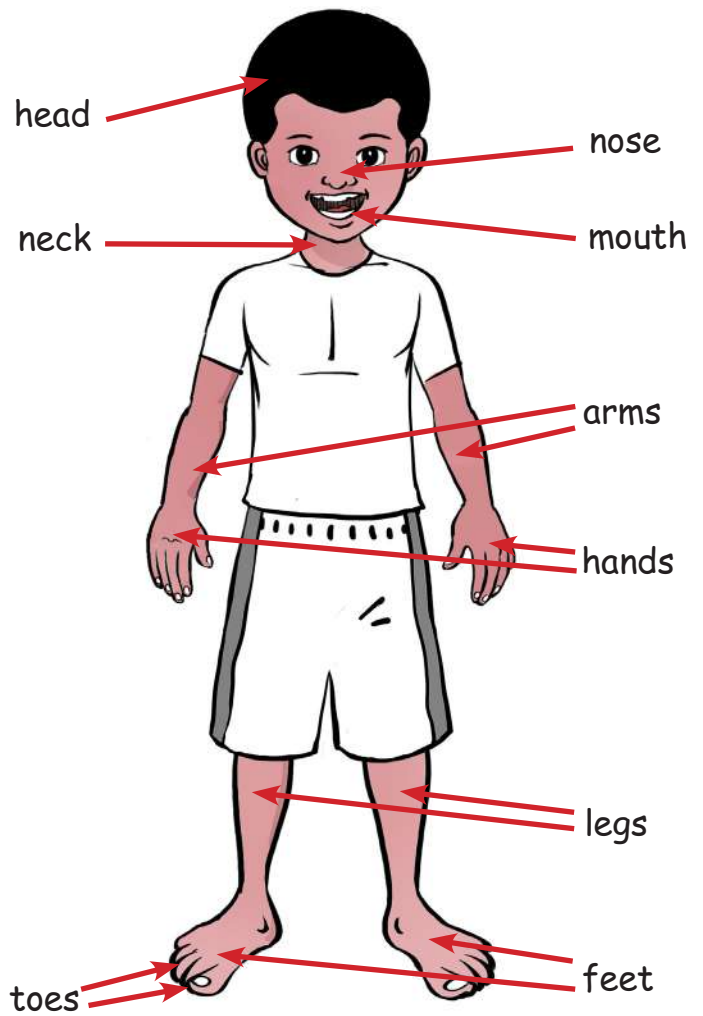


Tom Class 3




Lisa Class 5


1. Listen, point and say.




2. Point and say.



1. Listen, repeat and act.



2. Look, ask and answer.



Hiba Sudanese
9 Class 4



Tom English
8 Class 3

1. Read, match and say.

(A) This animal has got a long neck.





(B) They've got big eyes.

(C) This animal has got long hair.




(D) They've got big teeth.







2. Talk about the animals.



1. Listen and repeat.



2. Act and say.




1. Listen, repeat and act.



Look at my photos, Eddie.




This is the Nile.




What's that?



Where's that?




What's that, Cathy?





Look!


1. Listen and read. Then play the game.



2. Write class names with your teacher.

Names with A/a	Names with E/e
<p>Adam</p> <p>Ali</p> <p>Badr</p> 	<p>Eddie</p> <p>Helmi</p> <p>Ahmed</p> 


1. Listen, point and say.



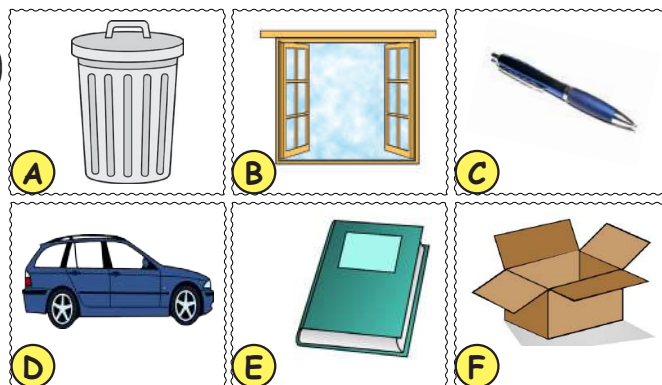
2. Draw and spell.



1. Listen, read and say.



2. Look, ask and answer.



1. Listen and point. Then ask and answer.

- A Where is Mrs Hind?
- C Who is next to Cathy?

- B Who is next to Mrs Hind?
- D What is next to Dalia?



Mrs Hind

Marwa

Cathy

Dalia

2. Look, ask and answer.



1. Say and act. Then ask and answer.




A

The monkey's on the chair.



B



C




D




E

2. Listen and point. Then read and say.






th






1. Listen, read and repeat.



2. Act and say.



1. Listen, repeat and act.



2. Play the game.



1. Listen and answer. Then point and say.



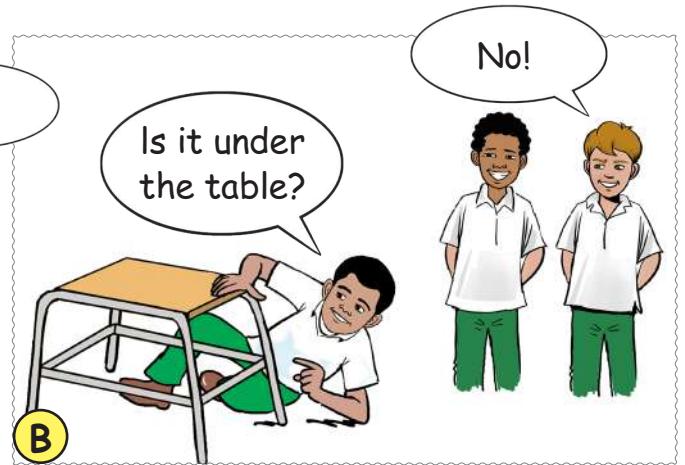
- A What is the boy's name?
- B Where is the boy from?



2. Read, ask and answer.




1. Read and say. Then play the game.



2. Point, read and say.



th



ACTIVITIES

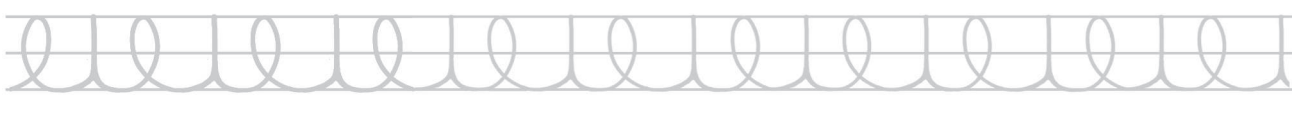
A. Trace the lines.


















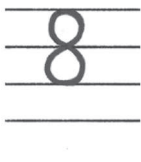




Tracing practice area with multiple rows of lines on a four-line grid. The rows contain the following patterns:

- Row 1: A smooth, wide curve starting from the bottom line, peaking at the top line, and ending at the bottom line.
- Row 2: A horizontal line with small black dots spaced evenly along it.
- Row 3: A series of sharp, regular triangles pointing upwards, alternating between the top and bottom lines.
- Row 4: A series of sharp, regular triangles pointing downwards, alternating between the top and bottom lines.
- Row 5: A square wave pattern alternating between the top and bottom lines.
- Row 6: A square wave pattern alternating between the top and bottom lines, with a different phase than Row 5.
- Row 7: A series of triangles pointing upwards, with the peak on the top line and the base on the bottom line.
- Row 8: A series of triangles pointing downwards, with the peak on the top line and the base on the bottom line.

A. Trace the lines.



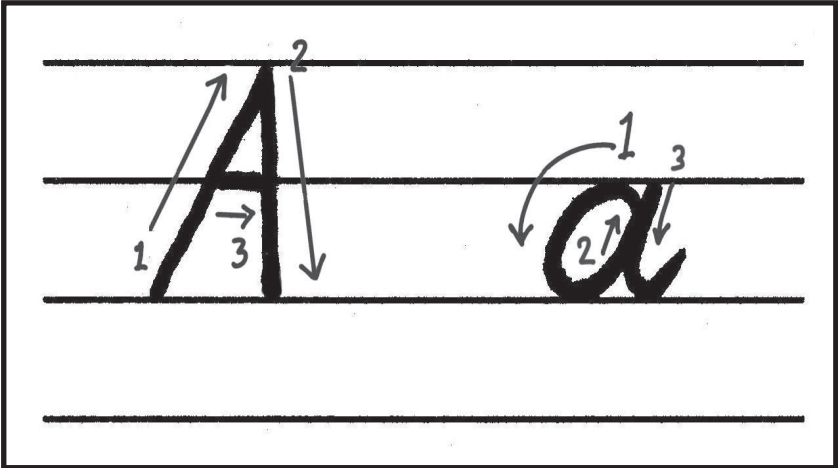
A. Write the numbers.



A. Write A and a.

A




a

Aa

A. Write *B* and *b*.

B

b




Bb

A. Write C and c.

C

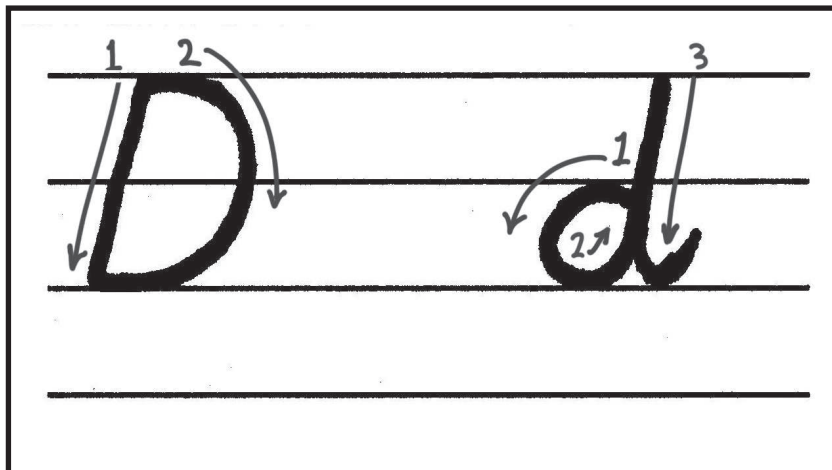
c



Cc

A. Write D and d.

D



d

Dd

A. Write A/a, B/b, C/c and D/d.

Aa

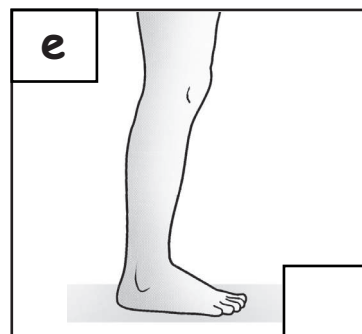
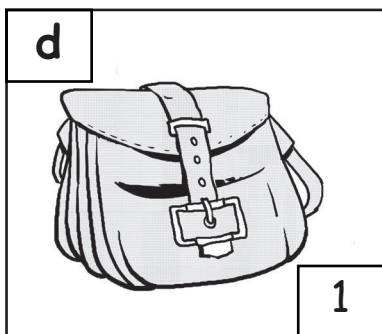
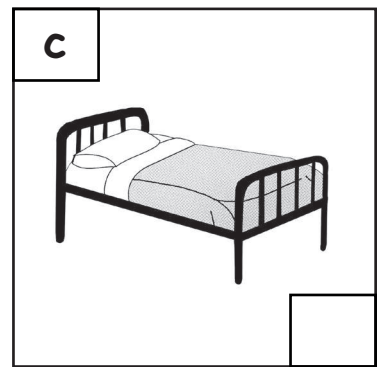
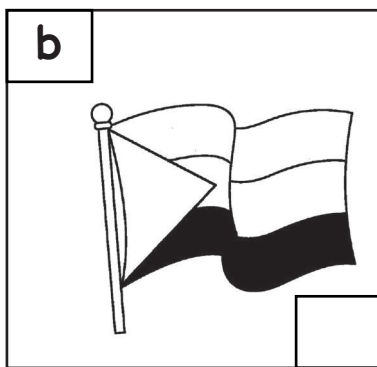
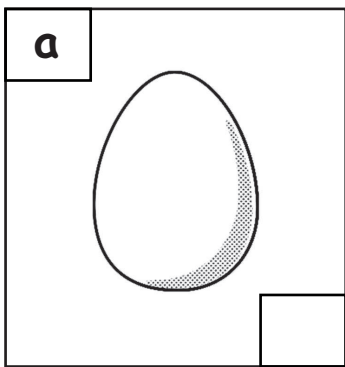
Bb

Cc




Dd

B. Read and number.

1. ~~bag~~ 2. flag 3. egg 4. leg 5. bed



A. Write E and e.






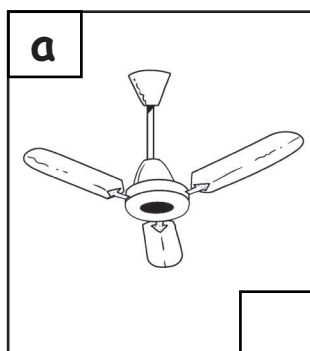
B. Read and number.

~~1. black~~




2. man

3. kick

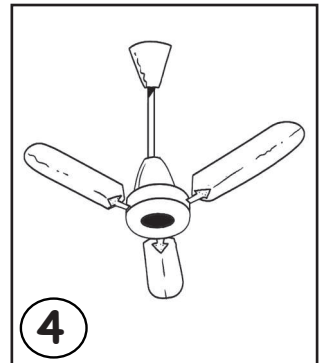

4. fan



A. Write F and f.



B. Say, spell and write.



b _ _ g

h _ _ n


b _ _ _

_ _ _ n

A. Write G and g.

G

g



Gg

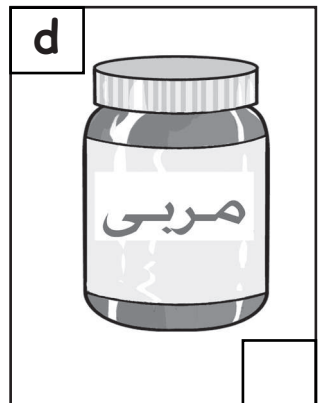

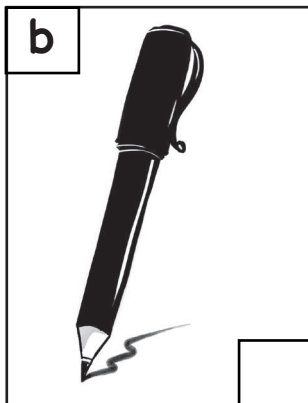
B. Read and number.

1. pen


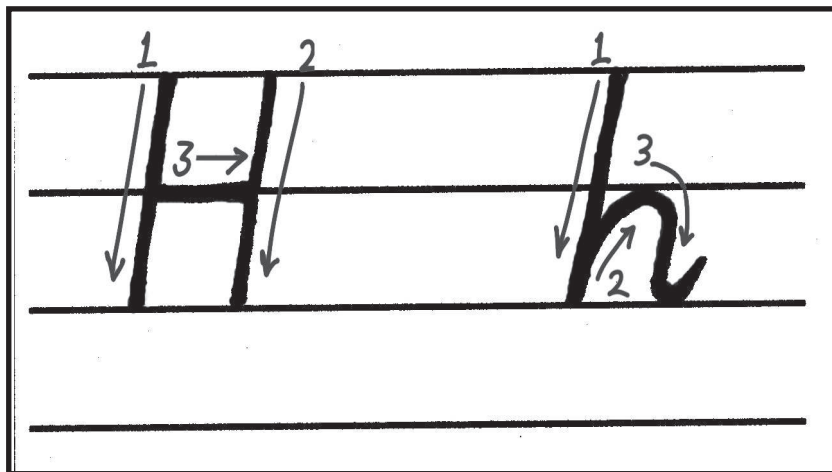

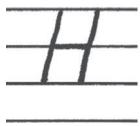
2. jam

3. neck




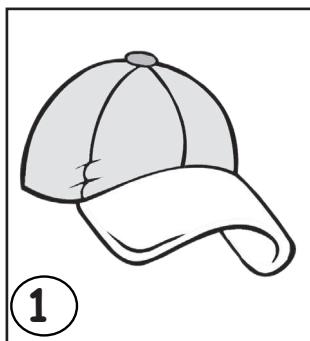
4. lamp



A. Write Hand h.




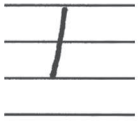


B. Say, spell and write.







___ p ___ t ___ r o ___

A. Write l and i.



B. Read and number.


- 1. Eddie
- 2. Badr
- 3. Mrs Hind
- 4. Dalia



A. Write J and j.



J

j



J j

B. Say, spell and write.




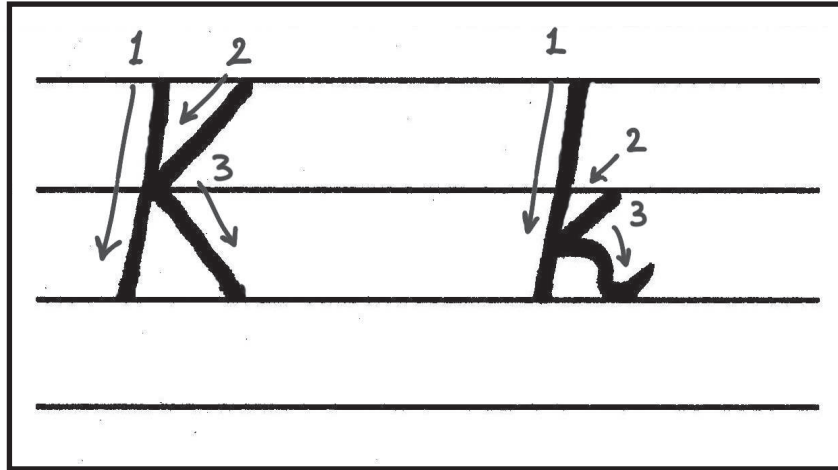

___ m

n ___ k

___ u ___

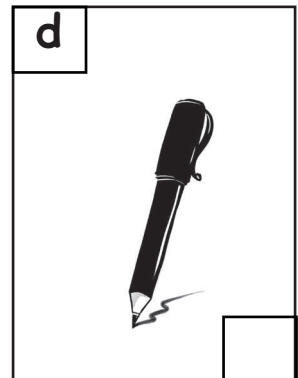



___ s k

A. Write K and k.




B. Read and number.


- 1. pen
- 2. lamp
- 3. van
- 4. rabbit





A. Copy and write the letters and numbers.






B. Write the capitals.



C. Play the number and letter games.



A. Write L and l.





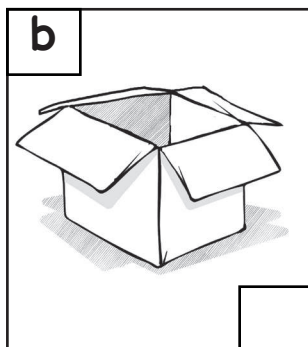
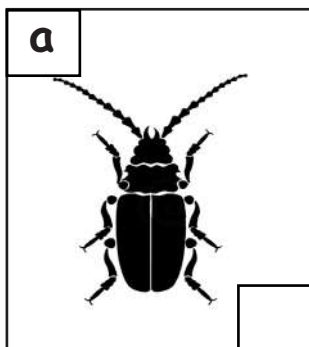
B. Read and number.

1. box

2. jug

3. insect


4. van



A. Write M and m.

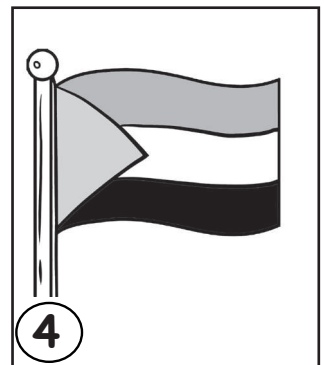

M

m



Mm


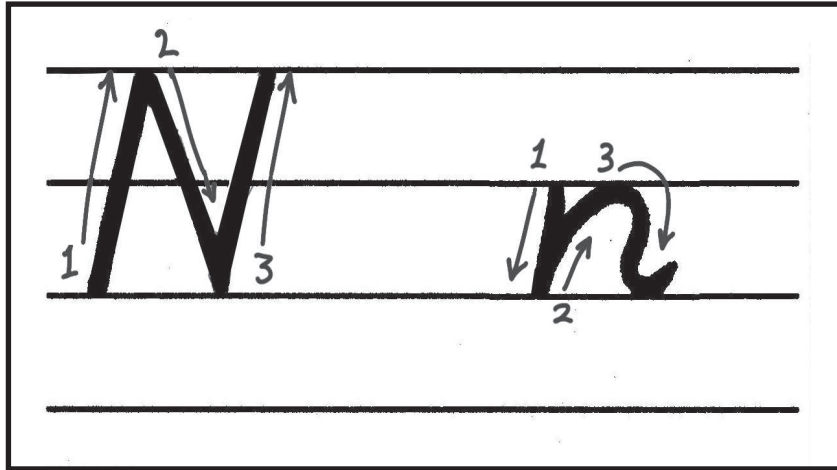

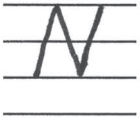
B. Say, spell and write.



_____ n

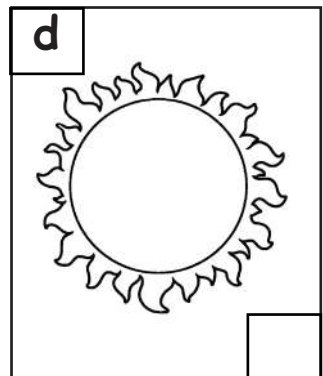
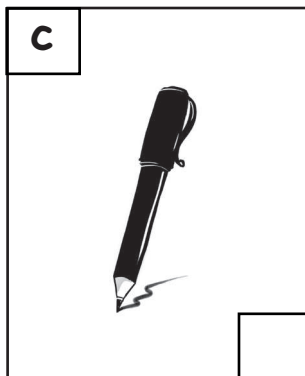


_____ p

A. Write N and n.

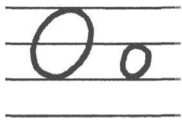

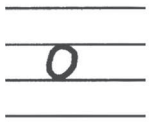
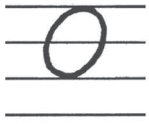


B. Read and number.

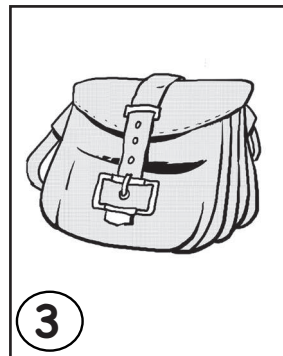
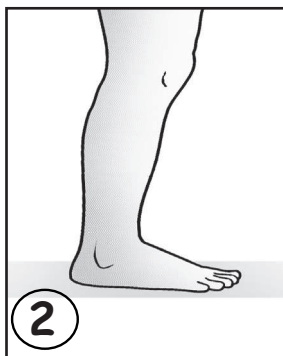
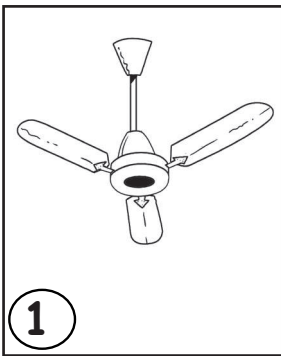
- 1. sun
- 2. pen
- 3. cat
- 4. rabbit




A. Write O and o.



B. Say, spell and write.

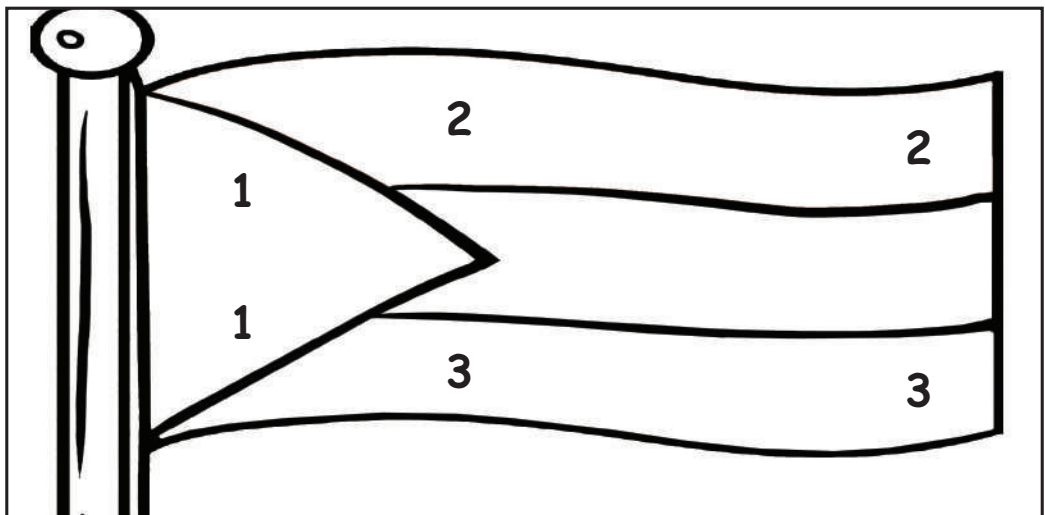


A. Write P and p.



B. Draw and colour the flag.


- 1. green
- 2. red
- 3. black



A. Write Q and q.

Q

q



Qq


B. Copy and circle the words.

blue	y	b	l	u	e	k	y
green	l	r	e	d	h	n	s
yellow	a	w	b	r	o	w	n
brown	g	r	e	e	n	a	t
red	w	y	e	l	l	o	w

A. Write R and r.

R

r



Rr





B. Draw things with these colours.

red


blue

yellow


green




A. Copy and write the letters and numbers. Say them.





B. Write the capitals.



C. Copy and colour the picture.

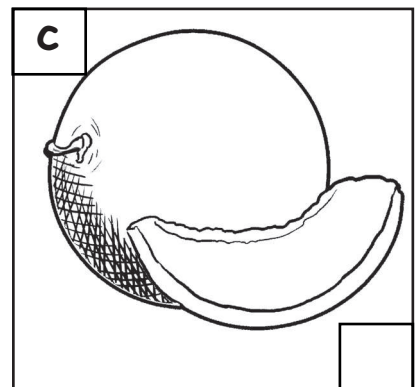
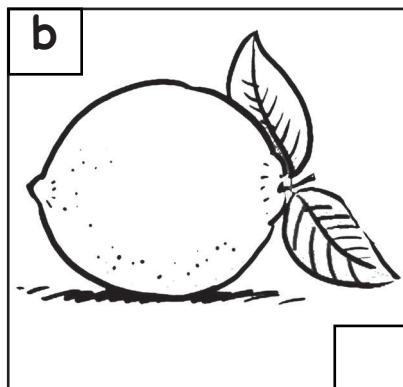



A. Write Sand s.

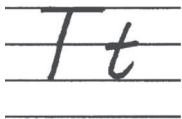




B. Copy, number and colour.




1. a green melon 2. a red apple 3. a yellow lemon






A. Write T and t.




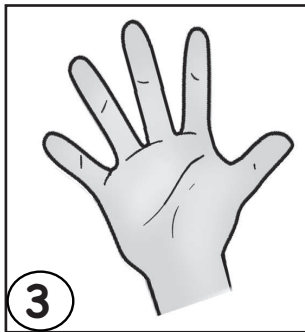
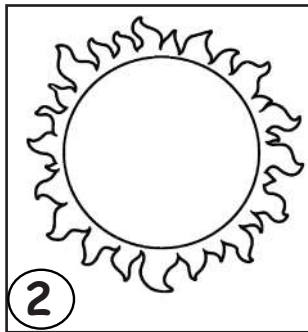

B. Listen, write the letters and say.



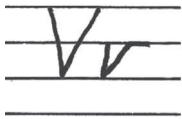
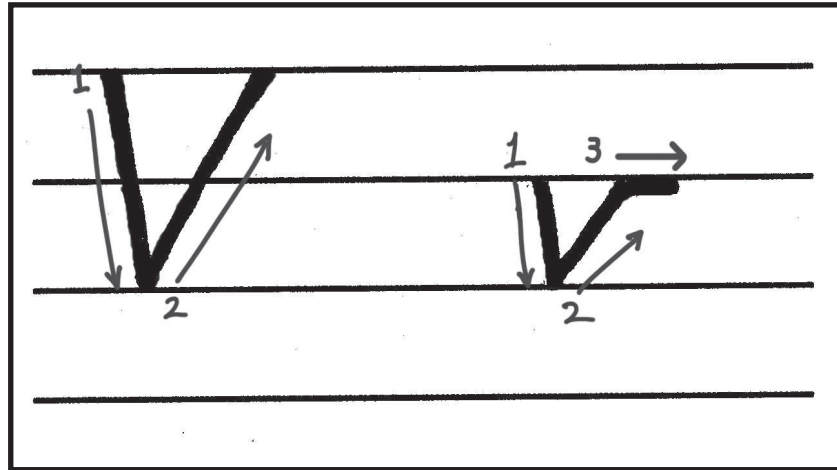
A. Write U and u.



B. Say, spell and write.

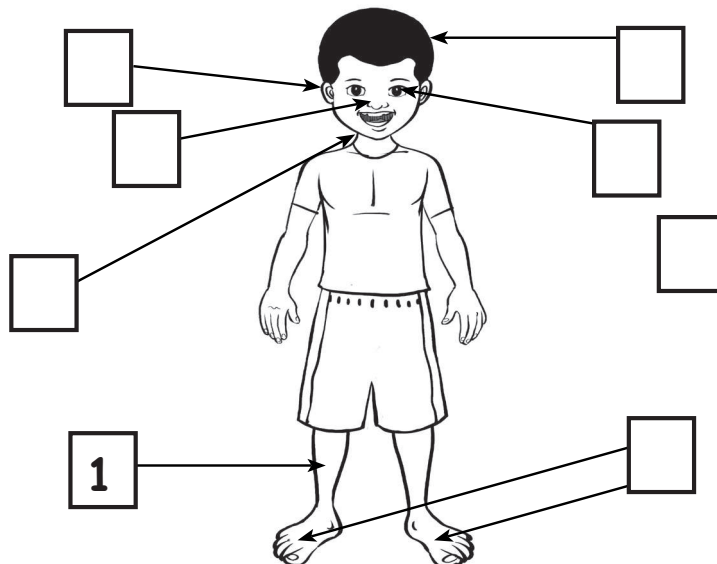


A. Write V and v.



B. Copy, read and write numbers.

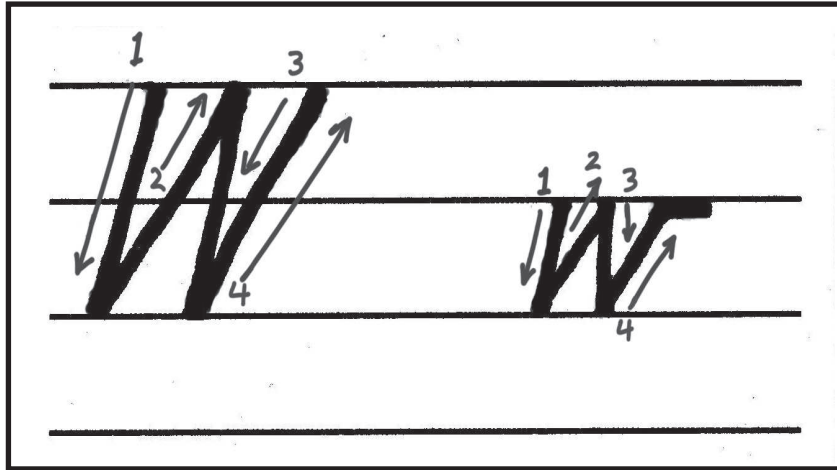
- ~~1. leg~~
- 2. hand
- 3. feet
- 4. head
- 5. neck
- 6. eye
- 7. ear
- 8. nose



A. Write W and w.

W




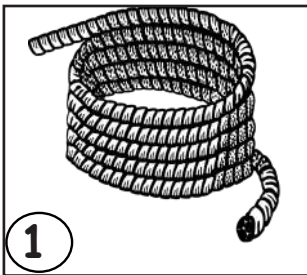
w



Ww

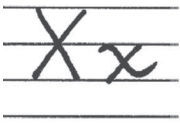
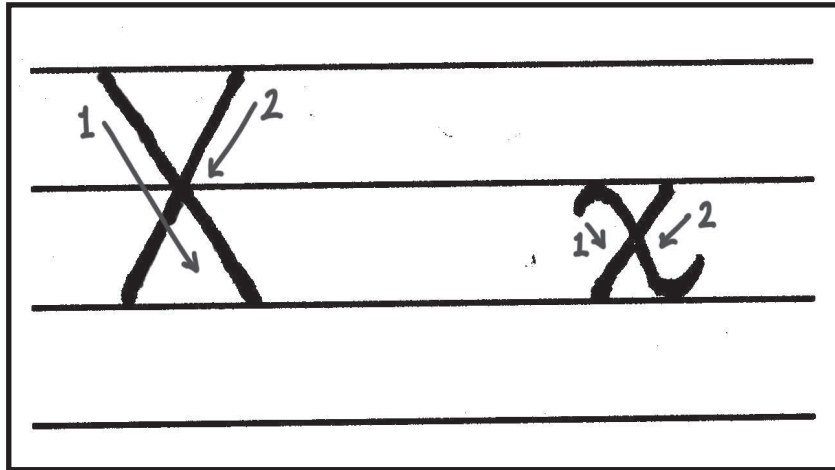
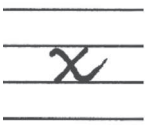
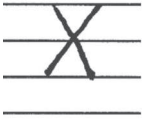
B. Read, match and write.

~~long~~ big small long



long



A. Write X and x.



B. Read, match and write.

cat hen hedgehog ~~monkey~~ rabbit


1. monkey 2.





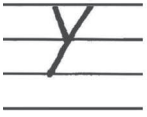
4.




5.



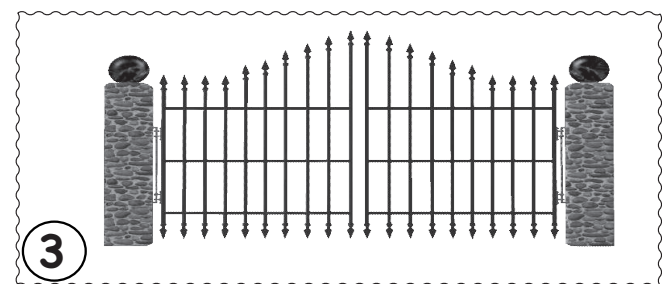

A. Write Y and y.




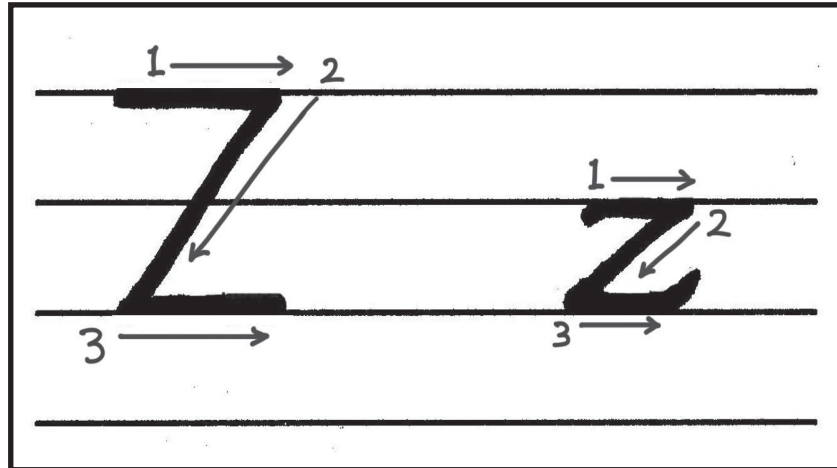

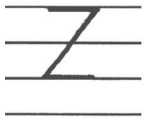
B. Read and write.



It's a



A. Write Z and z.




B. Draw, colour and write.



Write your name.

A. Write and join a.



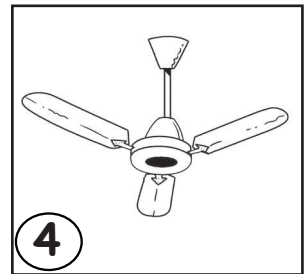
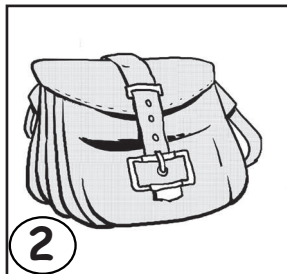

B. Read, match and write.

bag





fan

apple

jam

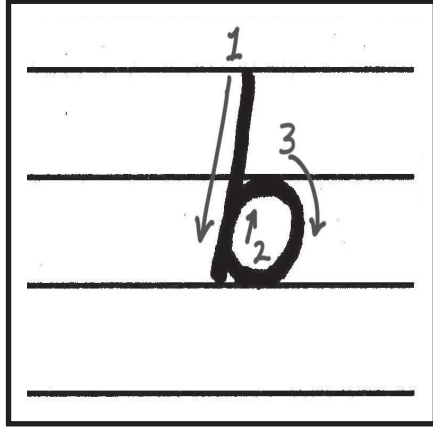


C. Look, say and write.



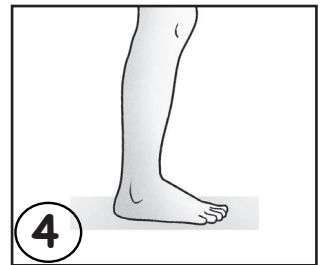
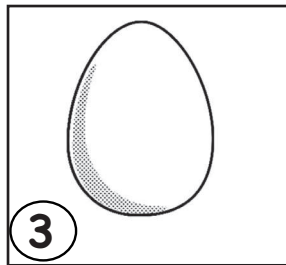


_____ 0 0 _____ 0 W

A. Write and join b.



B. Read, match and write.

egg bed leg lemon



C. Write the words in the correct order.

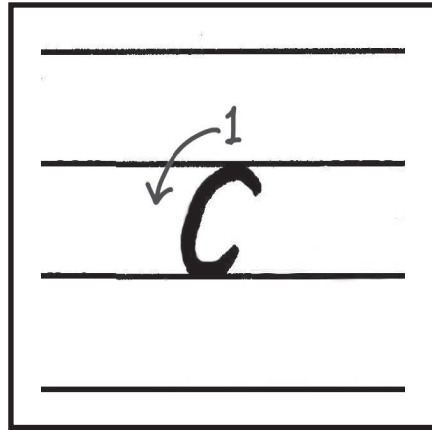

1. in / this / What's / English?

box. / a / It's

2. a / Is / van? / that

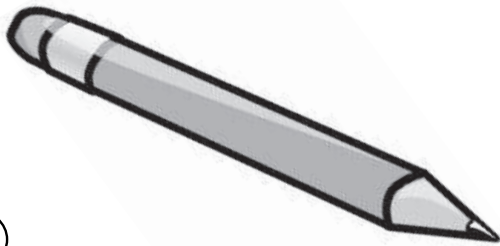
a / it's / car. / No,

A. Write and join c.




B. Read, match and write.

pen pencil ruler pencil case



1



2




3





4

A. Write and join d.



B. Say, spell and write.

behind in on under



1. The book is _____ the desk.

2. The pencil is _____ the chair.

3. The bag is _____ the chair.

4. The ruler is _____ the bag.

A. Write and join e.

e

ee

bed







B. Read, match and write.

bin

insect

rabbit

six




C. Write the words in the correct order.

1. isn't / toy / here. / The


2. under / It / bed. / the / isn't

A. Write and join f.




B. Read and ✓ or X.

1. Badr is in front of the chair.




2. The monkey has got a lemon.



3. Dalia is next to Fatma.




4. The frog is on the desk.







A. Write and join g.

g
egg
bag



B. Read, match and write.

frog	fox	hedgehog	box
			

C. Write the words in the correct order.

1. from? / are / Where / you

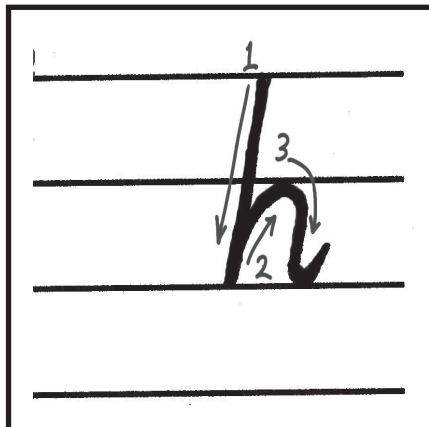
2. I / thanks. / am / well,

A. Write and join h.


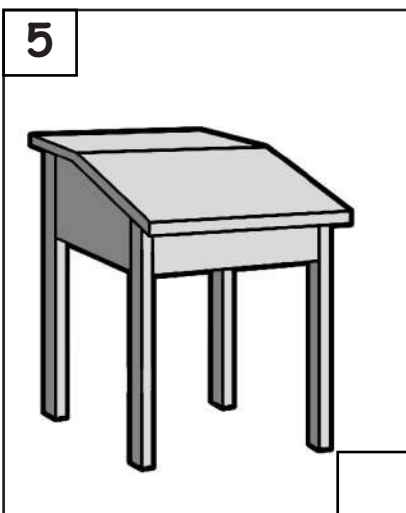

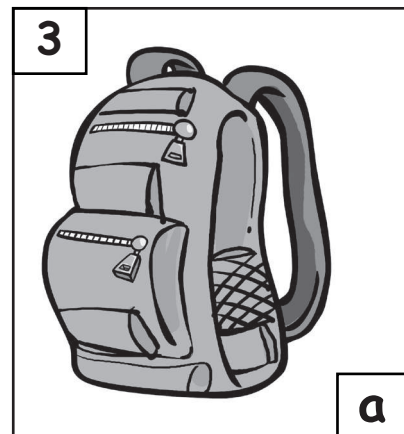
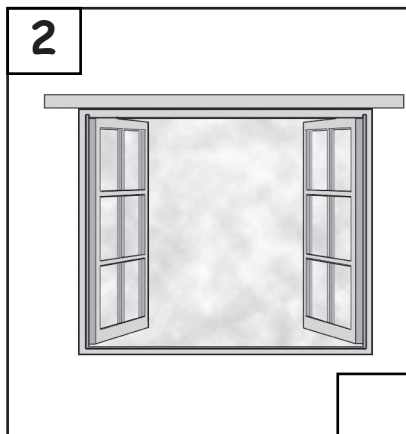

h

had

head



B. Listen, write the letters and say.



Book Map

Unit 1 Hello!

Unit 1	Grammar	New language
Lesson 1	present simple of <i>Be</i>	<i>act, and, chant, goodbye, hello, hi, I'm, lesson, Mr, Mrs, point to, trace, unit</i>
Lesson 2	use <i>a/an</i> with singular nouns; <i>-s</i> with regular plurals	<i>one, two, three, four, a, an, apple, bag, bed, cat, door</i>
Lesson 3	use <i>a/an</i> with singular nouns; <i>-s</i> with regular plurals	<i>five, six, seven, eight, nine, ten, cap, desk, egg, frog, gate, pen</i>
Lesson 4	present simple of <i>Be</i> ; sentences and questions with <i>is</i> and <i>are</i>	<i>answer, ask, fan, flag, name, no, yes, am, are, is, my, you, your, what's</i>
Lesson 5	present simple of <i>Be</i> (<i>This is...</i>)	<i>English, Sudanese, he, she, hat, hen, this</i>
Lesson 6	present simple of <i>Be</i> ; questions with <i>Are...?</i>	<i>insect, jam, jug</i>
Lesson 7	present simple of <i>Be</i> ; question word <i>How...?</i>	<i>black, fine, how, kick, lamp, leg, thanks</i>
Lesson 8	preposition <i>in</i>	<i>in</i>

Unit 2 Numbers

Unit 2	Grammar	New language
Lesson 1	<i>in</i> (preposition); singular and plural nouns with numbers	<i>count, crocodile, little, man, neck, Nile, number, the</i>
Lesson 2	present simple of <i>Be</i> ; question word <i>How (old)...?</i>	<i>eleven, twelve, old, off, on, spell</i>
Lesson 3	present simple of <i>Be</i> ; question <i>How many...?</i>	<i>how many, mosque, quiet, rabbit, red, there, thirteen, fourteen, fifteen</i>
Lesson 4	present simple of <i>Be</i> ; <i>There (are)...</i>	<i>sixteen, seventeen, eighteen, nineteen, twenty</i>
Lesson 5	demonstrative pronoun <i>this</i> ; present simple of <i>Be</i>	<i>lost, monkey, sad, sun, up, van, with</i>
Lesson 6	possessive adjective <i>my</i> ; question word <i>Where...?</i>	<i>box, house, mum, that, way, wall, where, window</i>
Lesson 7	question word <i>What's...?</i> ; subject pronoun <i>it</i>	<i>o'clock, time, yellow, zero, zoo</i>
Lesson 8	preposition <i>in</i>	

Unit 3 Colours

Unit 3	Grammar	New language
Lesson 1	colour adjectives	<i>blue, green, white, head</i>
Lesson 2	colour adjectives	<i>bingo, brown, colour</i>
Lesson 3	nouns: <i>the (red) light</i>	<i>go, know, light (n), road, rule, stop, they, wait</i>
Lesson 4	<i>There are</i> ; questions in the present simple	<i>letter, OK</i>
Lesson 5	conjunction <i>and</i> ; possessive adjective <i>our</i>	<i>our</i>
Lesson 6	possessive 's	<i>ball, flower, picture</i>
Lesson 7	possessive adjective <i>my</i>	<i>draw, eye, hair, her, his, son</i>
Lesson 8	question words: questions with <i>Be</i>	<i>come, please, T-shirt</i>

Unit 4 About Me

Unit 4	Grammar	New language
Lesson 1	<i>have got</i>	<i>have got, lemon, melon</i>
Lesson 2	question word <i>Who...?</i> ; possessive adjectives <i>his, her</i> ; demonstrative adjective <i>that</i>	<i>book, boy, class, girl, who</i>
Lesson 3	noun phrases: <i>my ear, a hand</i>	<i>arm, body, feet, hand, mouth, nose, toes</i>
Lesson 4	questions with <i>Be</i> ; <i>yes/no</i> answers	<i>not, repeat</i>
Lesson 5	present simple 3 rd person singular and plural of <i>have got</i> ; adjectives of size	<i>animal, big, long, match, small, teeth</i>
Lesson 6	sentences with <i>have got</i> /'ve got singular; answers with <i>yes</i> ; adjectives of size and colour	<i>fox, grey, hedgehog, hungry, spine</i>
Lesson 7	question words <i>Where's...? What's...?</i> ; demonstrative pronouns <i>this, that</i>	<i>look at, market, museum, of, photo, pyramid, school</i>
Lesson 8	questions with <i>have got</i> ; answers with <i>yes/no</i>	

Unit 5 My School

Unit 5	Grammar	New language
Lesson 1	definite and indefinite articles; imperative of <i>point to</i>	<i>board, chair, floor, teacher</i>
Lesson 2	questions with <i>What's this?</i> and <i>Is it...?</i> ; answers with <i>Yes, it is</i> and <i>No, it isn't</i>	<i>car, hard, toy</i>
Lesson 3	question words <i>Who? What? Where?</i> with present simple of <i>Be</i> ; the preposition <i>next to</i>	<i>next to, pencil, pencil case, ruler</i>
Lesson 4	simple prepositions <i>in, on, under, behind, in front of</i> ; pronoun <i>them</i>	<i>behind, in front of, under, them</i>
Lesson 5	adverb <i>here</i>	<i>bin, classroom, here, library</i>
Lesson 6	adverb <i>there</i>	<i>for, tail, word</i>
Lesson 7	pronouns <i>this, that</i>	<i>from, Sudan, sultan, table, well, year</i>
Lesson 8	prepositions <i>under, behind, in</i> ; adverb <i>in</i>	

Listening Scripts

Unit 1, Lesson 1, Activity 2

ABCD
EFG
HIJK
LMNOP
QRS
TUV
WX
Y and Z.

Unit 1, Lesson 2, Activity 1

One, two, three, four,
an apple, a bag, a cat, a door.

Unit 1, Lesson 3, Activity 1

Five, six, seven, eight,
an egg, a desk, a fan, a gate.
Nine, ten, a frog and a pen.

Unit 1, Lesson 7, Activity 1

Cathy: Hello.
Dalia: Hi Cathy. This is Dalia.
Cathy: Dalia! How are you?
Dalia: I'm fine, thanks.

Unit 1, Lesson 8, Activity 1

a is in apple.
b is in bed.
c is in cat.
d is in desk.
e is in egg.
f is in flag.
g is in gate.
h is in hat.
I is in insect.
j is in jam.
k is in kick.
l is in lamp.

Unit 2, Lesson 1, Activity 1

1 little, 2 little, 3 little crocodiles.
4 little, 5 little, 6 little crocodiles.
7 little, 8 little, 9 little crocodiles.
10 crocodiles in the Nile.

10 little, 9 little, 8 little crocodiles.
7 little, 6 little, 5 little crocodiles.
4 little, 3 little, 2 little crocodiles.
1 crocodile in the Nile.

Unit 2, Lesson 8, Activity 1

m is in man.
n is in neck.
o is in on.
p is in pen.
q is in quiet.
r is in red.
s is in sun.
t is in ten.
u is in up.
v is in van.
w is in window.
x is in box.
y is in yellow.
y is in you.
z is in zero.
z is in zoo.

Unit 3, Lesson 1, Activity 1

Point to yellow. Point to red.
Point to black and point to your head.
Point to green. Point to blue.
Point to white and point to you.

Unit 3, Lesson 3, Activity 1

Policeman: The light is red.
Red is for "Stop".
The light is yellow.
Yellow is for "Wait".
The light is green.
Green is for "Go".
Go! Go! Go!

Unit 3, Lesson 7, Activity 1

- A: Amna: Hello, I'm Amna. I'm Ali's mum.
Officer: Hello.
- B: Amna: I'm sad. My son is lost.
- C: Officer: How old is your son?
Amna: He's 5.
Officer: What's his name?
Amna: Ali.
- D: Officer: What colour is his hair?
Amna: Black.
Officer: What colour are his eyes?
Amna: Brown.

Unit 3, Lesson 8, Activity 1

- A: Officer: What colour is Ali's t-shirt?
Amna: Red.
Officer: Red?
- B: Officer: This way, please.
- C: Officer: Is this your son?
Amna: Yes!
- D: Amna: Hello, Ali.
Ali: Hello, mum.

Unit 4, Lesson 1, Activity 1

- Fatma: I've got a lemon.
My lemon is yellow.
- Dalia: I've got a melon.
My melon is green.
- Boys: Fatma's got a lemon.
Dalia's got a melon.
- Fatma: A yellow lemon.
- Dalia: A green melon.

Unit 4, Lesson 3, Activity 1

I've got a body,
a neck and a head.
I've got two arms,
I've got two legs.
I've got feet, hands,
a mouth, and a nose.
I've got ears, eyes,
and I've got ten toes.

Unit 4, Lesson 6, Activity 1

- A. Gonfooth: Hello. I'm Gonfooth. I'm a hedgehog.
I've got a small body.
- B. Gonfooth: Hello, Mrs Hen.
Mrs Hen: Hello, Gonfooth.
Gonfooth: You've got a big white body.
Mrs Hen: Yes, I have.
- C. Gonfooth: Hello, Mrs Rabbit.
Mrs Rabbit: Hello, Gonfooth.
Gonfooth: You've got long grey ears.
Mrs Rabbit: Yes, I have.
- D. Gonfooth: Hello, Mr Monkey.
Mr Monkey: Hello, Gonfooth.
Gonfooth: You've got big hands and big feet.
Mr Monkey: Yes, I have.
- E. Mr Fox: Hello, Gonfooth.
Gonfooth: Hello, Mr Fox. (sounds afraid)
Mr Fox: I've got big teeth.
Gonfooth: Yes, you have.
- F. Mr Fox: And I'm hungry.
Gonfooth: Yes, Mr Fox. I've got long spines.
Mr Fox: Yes, you have. Grr. (sounds angry)

Unit 4, Lesson 7, Activity 1

- Cathy: Look at my photos of Sudan,
Eddie.
- Eddie: OK, Cathy.
- Cathy: This is the River Nile.
- Eddie: Yes.
- Eddie: What's that? A school?
- Cathy: No, it's the museum.
- Eddie: Where's that?
- Cathy: It's in Shendi. It's a market.
- Eddie: What's that, Cathy? A pyramid?
- Cathy: Yes.
- Cathy: Look! There are three pyramids.

Unit 5, Lesson 1, Activity 1

Point to the window. Point to the door.
Point to the board and point to the floor.
Point to the teacher. Point to the man.
Point to the bin and point to the fan.
Point to the book, the desk and the chair.
Point to the bag and point to your hair.

Unit 5, Lesson 3, Activity 1

Cathy: Look at this photo from school,
Eddie!
Eddie: Is that your teacher next to the
board?
Cathy: Yes, that's Mrs Hind.
Eddie: And who's next to Mrs Hind?
Cathy: That's Marwa, and the girl next
to the door is Dalia.

Unit 5, Lesson 4, Activity 2

This cat is small.
That cat is small.
Look at them.
They are big.

Unit 5, Lesson 6, Activity 1

1. Sukkar: I've got a tail. It isn't here.
Where's my tail?
2. Second monkey: Is it under your chair?
Sukkar: No, it isn't.
3. Second monkey: Is it in your desk?
Sukkar: No, it isn't.
4. Second monkey: Look, Sukkar. You have got a
tail.
Sukkar: Where?
Second monkey: Your tail is there. It's under
your body.

Unit 5, Lesson 7, Activity 1

Hello, I'm Hassan. I'm from Al Fasher in Sudan
and I'm nine years old. This is a photo of the
museum in Al Fasher. This is a photo of the
Sultan's old table and chair. This is a well in Al
Fasher. Al Fasher has got a market. This is a
photo of it.